



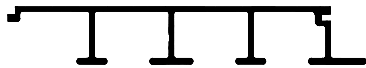
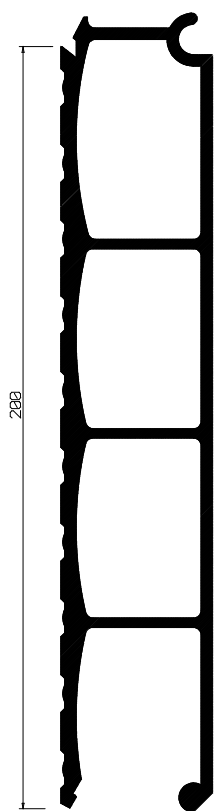


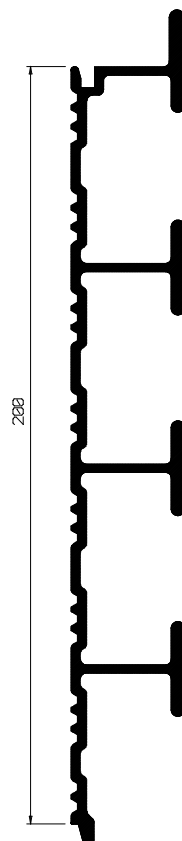
Pianali
Da 30 e da 40 mm
Lega 6005 T6
Grezzi

PROFILI IN ALLUMINIO PER SPONDE

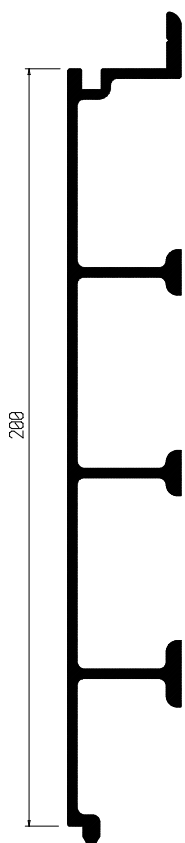
CODICE	DISEGNO	PESO Kg/ml	DESCRIZIONE	LUNGHEZZA (m)			
				5	6	6,5	7,5
4414		5,195	PIANALE DA 40 mm	X			
11256		3,172	PIANALE DA 30 mm RIGATO			X	X
50069		2,755	PIANALE DA 30 mm LISCIO			X	X
1543023		4,584	PIANALE DA 40 mm RIGATO				X
50024		4,296	PIANALE DA 40 mm LISCIO				X



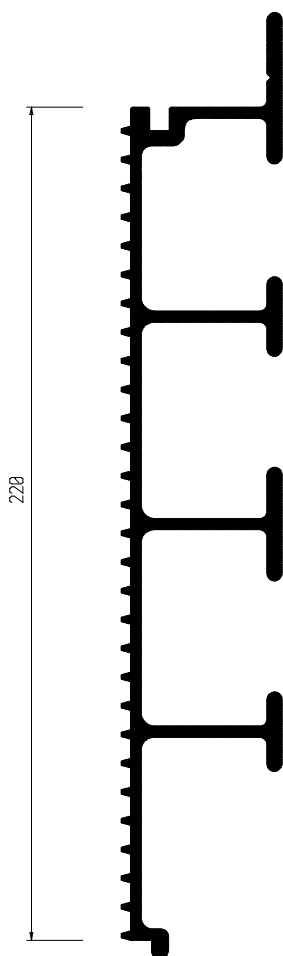
Art. 4414



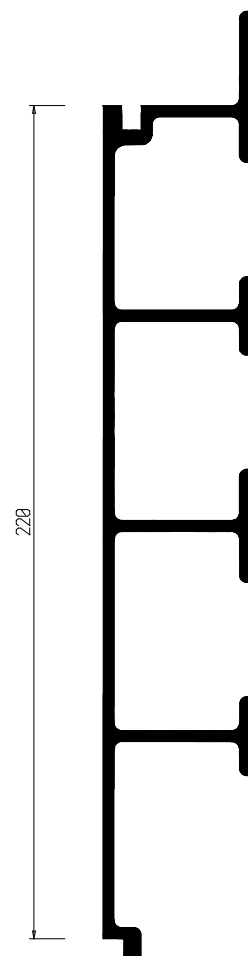
Art. 11256



Art. 50069



Art. 1543023



Art. 50024