


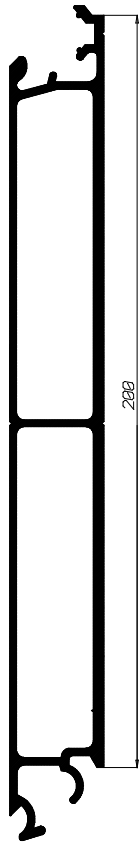



**Profili ad incastro TR 1 a spessore differenziato**  
**Per sponde da 25 mm**  
**Lega 6060 T5**  
**Anodizzati ARS1 10 micron**

## PROFILI IN ALLUMINIO PER SPONDE


CODICE	DISEGNO	PESO Kg/ml	DESCRIZIONE	LUNGHEZZA (ml)		
				6	6,6	7,5
10521		3,185	CENTRALE MAGG. DA 200 mm		X	X
23867		4,676	INF. C/CERNIERA MAGG. DA 200 mm	X	X	X
23868		1,741	CENTRALE MAGG. DA 100 mm		X	



Art. 10521



Art. 23857



Art. 23868