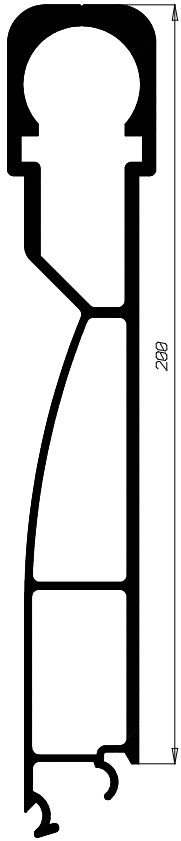



Profili ad incastro TR 30  
 Per sponde da 30 mm  
 Lega 6005 T6  
 Anodizzati ARS1 10 micron

## PROFILI IN ALLUMINIO PER SPONDE

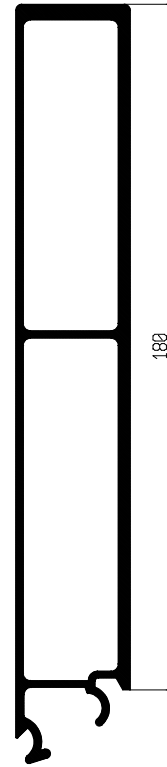
CODICE	DISEGNO	PESO Kg/ml	DESCRIZIONE	LUNGHEZZA (ml)		
				6,2	6,6	7,5
25457		4,587	SUPERIORE DA 200 mm	X	X	X
25571		4,271	SUPERIORE 200 mm QUADRO 200 mm		X	X
25460		3,086	SUPERIORE QUADRATO 200 mm		X	X
25455		3,191	CENTRALE DA 200 mm	X	X	X
25456		1,778	CENTRALE DA 100 mm	X	X	X
25454		5,229	INFERIORE C/CERNIERA DA 200 mm	X	X	X
25570		3,557	INFERIORE C/CERNIERA 100 mm		X	X
25459		3,471	INFERIORE C/BATTUTA 200 mm		X	X
25458		3,920	INFERIORE DA 200 mm	X	X	X
25628		3,469	INFERIORE ALA CONT. DA 200 mm		X	X



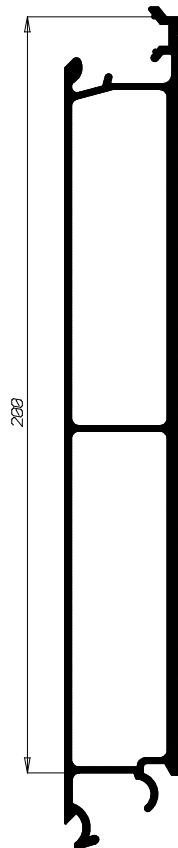
Art. 25457



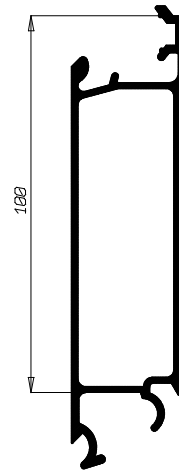
Art. 25571



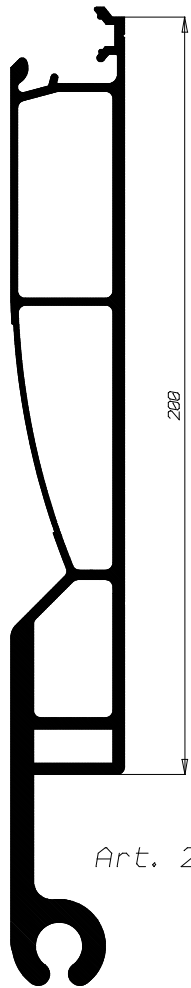
Art. 25460



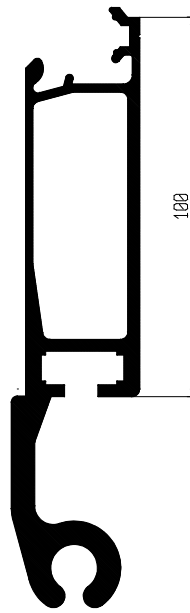
Art. 25455



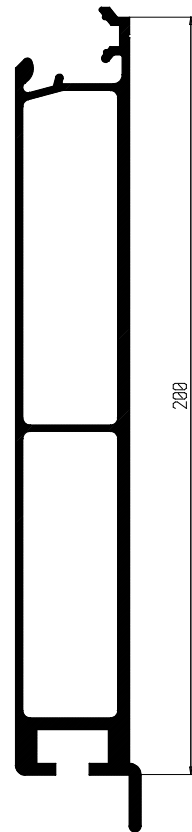
Art. 25456



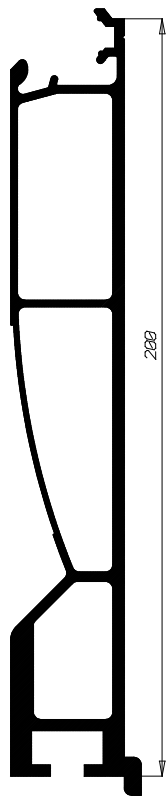
Art. 25454



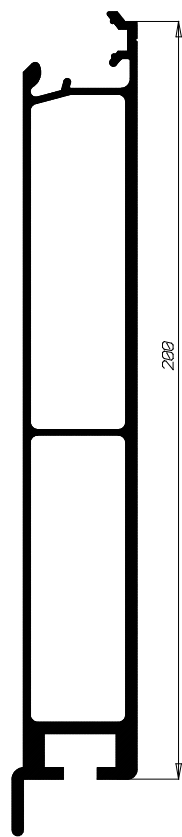
Art. 25570



Art. 25459



Art. 25458



Art. 25628