

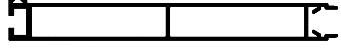

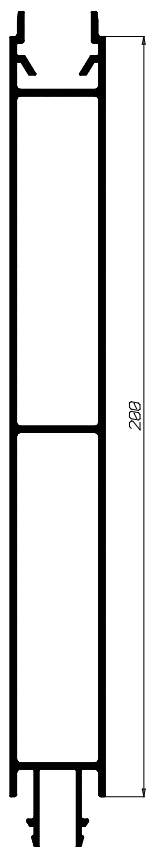



Profili ad incastro TR 6
Per sponde da 25 mm
Lega 6060 T5
Anodizzati ARS1 10 micron

PROFILI IN ALLUMINIO PER SPONDE

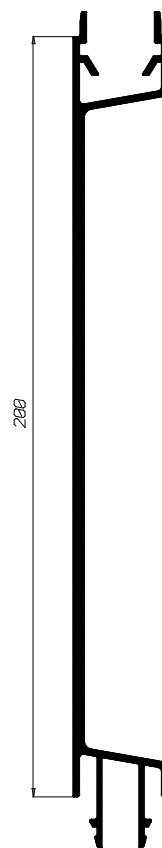
CODICE	DISEGNO	PESO Kg/ml	DESCRIZIONE	LUNGHEZZA (ml)		
				6	6,6	7,5
1275		2,441	CENTRALE DA 200 mm		X	X
1276		2,376	SUPERIORE DA 200 mm		X	X
1293		2,138	CENTRALE APERTO DA 200 mm	X	X	X
11758		1,525	CENTRALE DA 100 mm			X
1294		2,764	INF. C/GUARNIZIONE DA 220 mm		X	
1246		2,654	INFERIORE DA 200 mm		X	X



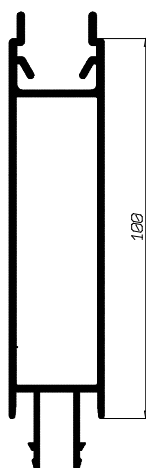
Art. 1275



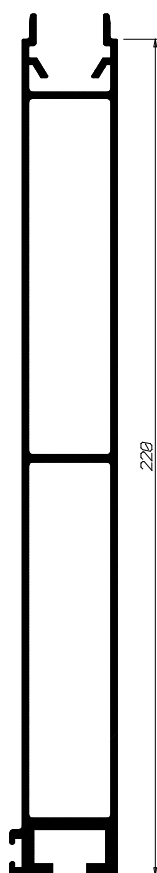
Art. 1276



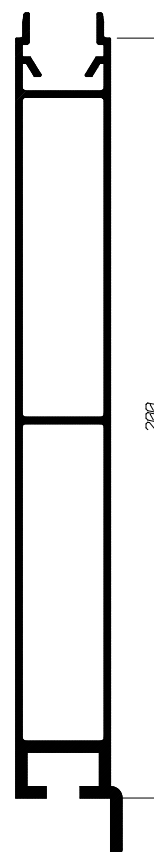
Art. 1293



Art. 11758



Art. 1294



Art. 1246